

OData! Bringing Structure and Syntax to Accessing Your Data

Ronald Oreel / Solutions Architect

Charles Bronzwaer / Manager Operations Bizzomate

Speakers



Ronald Oreel

Solutions Architect
Mendix



Charles Bronzwaer

Manager Operations
Bizzomate

Agenda

1

What's OData?

2

OData Use Cases

3


How to publish
OData?

4


DEKRA case
by Bizzomate

What's OData?

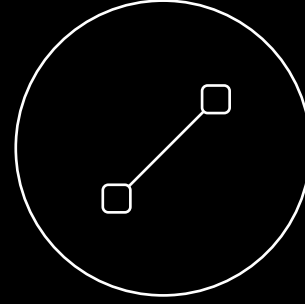
What's OData?




Initiated by Microsoft in 2007. Now standardized by the OASIS organization.



Protocol for creating and consuming REST APIs.




Aimed at simplifying the querying and sharing of data across applications.



Expose data from a variety of sources including (but not limited to) relational databases, file systems, content management systems, and traditional Web sites.


Identify the Use Case for OData




Share data across different (Mendix) apps in a microservices architecture




Feed your Data Warehouse using “full load” or “incremental load”



Facilitate self service reporting using for instance Excel, PowerBI, Tableau, Qlikview, etc.




Expose data to customers and/or partners using Mendix’ extensive role-based access capabilities



Combine with REST services to create backend system for bespoke frontend and mobile applications (e.g. MBaaS)

OData with Mendix

Guiding principles




Speed

Expose data with a few clicks and configure access authorizations for different roles



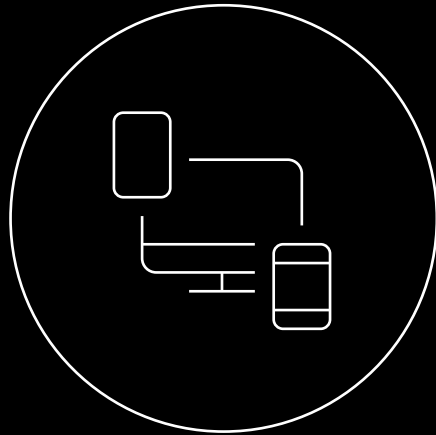
Collaboration

Make it easier for users both inside and outside your organization to understand and use data relevant for their use case.




Control

Always have an complete overview of who has access to which data



Demo

- Publish OData in Mendix
- Consume OData in Excel
- Demonstrate initial/full & incremental load scenarios for Data Warehouses using \$expand and \$filter




Customer Case

Mendix partner Bizzomate leveraged the OData features at their customer DEKRA to facilitate self service BI using Microsoft Power BI. Users have direct access to the data in the Mendix app to create their own dashboards and drill downs.

BI at DEKRA with OData

Who is Bizzomate?




Mendix partner
since 2012

Over 150 years of
combined Mendix
experience



Focus on

- Design thinking
- Low-code development
- Artificial Intelligence
- Document automation
- Decision management




Unique social
responsibility
vision


DEKRA BOAR project



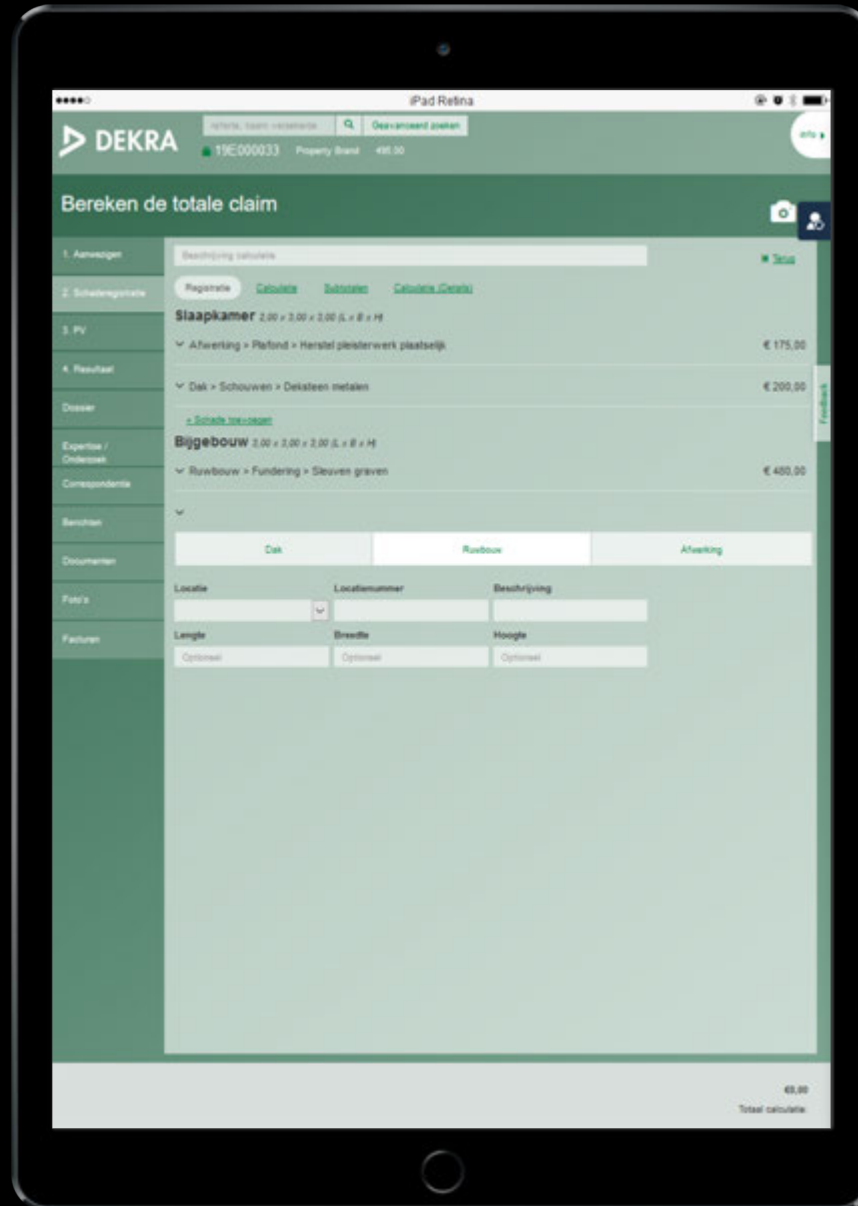
Mendix microservices system for insurance claim appraisals for property damages



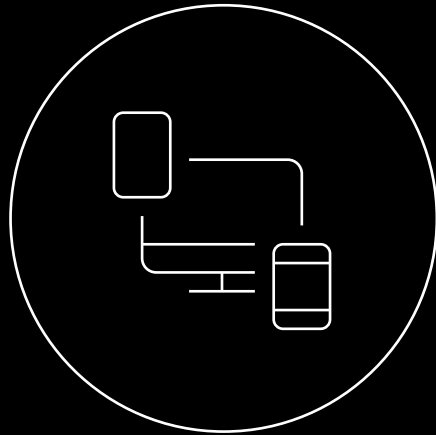
Including hybrid and offline iPad apps for claim experts



Big need for extensive KPI reporting both for internal management as for SLA's with customers



Use Mendix for BI?



Demo

- Reporting in Mendix
- Reporting in Power BI
- Preparing data for BI

A hand holding a glowing lightbulb against a gradient background. The lightbulb is illuminated from within, casting a warm glow. The background transitions from a dark teal at the top to a lighter, reddish-pink at the bottom. The text is overlaid on the left side of the image.

Thank you. Go make it, with OData

For more information check:

<https://docs.mendix.com/refguide/odata-query-options>

<https://docs.mendix.com/refguide/published-odata-services>